


## TFS-39/44/49 Fireplace Parts List

ITEM	P/N	DESCRIPTION	QTY
1	TFS39-1 TFS44-1 TFS49-1	HEARTH (Left or Right)	2
2	TFS39-2 TFS44-2 TFS49-2	REAR WALL	2
3	TFS39-3 TFS44-3 TFS49-3	SIDE WALL	5
3A	TFS39-3A TFS44-3A TFS49-3A	SIDE WALL (with Ø4" Outside Combustion Air Hole)	1
4	TFS39-4 TFS44-4 TFS49-4	SMOKE SHELF (Downdraft Diverter)	1
5	TFS39-5 TFS44-5 TFS49-5	DOME REAR - LOWER	1
6	TFS39-6 TFS44-6 TFS49-6	LINTEL	1
6A	TFS39-6A TFS44-6A TFS49-6A	LINTEL FRONT	1
6B	TFS39-6B TFS44-6B TFS49-6B	T-BAR	1
7	TFS39-7 TFS44-7 TFS49-7	DOME SIDE - LOWER	2
8	TFS39-8 TFS44-8 TFS49-8	DOME SIDE - UPPER	2
9	TFS39-9 TFS44-9 TFS49-9	DOME TOP Ø12" DOME TOP Ø12" DOME TOP Ø14"	1
10	TFS39-10 TFS44-10 TFS49-10	DOME FRONT/REAR - MIDDLE	2

ITEM	P/N	DESCRIPTION	QTY
11	TFS521	RATING PLATE	1
12	BAP-IG	1" FIBERGLASS INSULATION BLANKET	1
13	APD-AC12 or APD-AC14	DAMPER / ANCHOR PLATE (Ø12 OR Ø14)	1
14	BFP4-AK *	4 INCH DIA. OUTSIDE AIR KIT	1
16	BK39 * BK44 * BK49 *	6" METAL BASE	1
17	NOT SUPPLIED	CEMENT BOARDS	2
18	SBK-AB8 *	ASSY, FLOOR JOIST BRACE	4
19	<i>INCLUDED</i>	#4 REBAR (Ø1/2") x 28"	8
20	NOT SUPPLIED	ALL-THREAD BAR, 1/2-13 UNC X 12"	4
21	NOT SUPPLIED	NUT, 1/2-13 UNC	8
22	NOT SUPPLIED	WASHER, Ø1/2" X 1/16	8



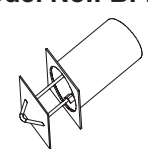
TFS(33,39,44,49) FBK--SHB- Herringbone  
TFS(33,39,44,49) FBK--FRB- Running Bond

**Refractory Firebrick Liners**  
(Herringbone Pattern shown, also available in Running Bond - see Pg.28)


\* ITEMS NOTED ARE SOLD SEPARATELY.

ITEMS INDICATED AS "NOT SUPPLIED" CAN BE OBTAINED FROM YOUR LOCAL HARDWARE STORE.

**Optional Outside Ø4"  
Combustion Air Kit  
Model No.: BFP4-AK**



(Ø4" Ducting not included)



**Only the following doors have been tested and approved for use with this fireplace:**  
Crown-Breckinridge  
or  
McKenzie-Pendelton